



Financial Statements  
June 30, 2022 and 2021

# Northern Orange County Liability and Property Self Insurance Authority

Northern Orange County Liability and Property Self Insurance Authority

Anaheim, California

Board of Directors

June 30, 2022

---

<u>REPRESENTATIVE</u>	<u>MEMBER</u>	<u>OFFICE</u>
Tim McLellan	Cypress School District	President
Sandy Poteet	Buena Park School District	Vice President
Tonia Watkins	North Orange County Regional Occupational Program	Secretary/Treasurer
Eric Fano	Savanna School District	Member
Joshie Cox	ABC Unified School District	Member
Brett Heinbuch	Westminster School District	Member
Sesar Morfin	Coastline Regional Occupational Program	Member
Melanie Inskeep	College and Career Advantage	Member
Scott Martin	Centralia School District	Member
Kathleen Thomason	Greater Anaheim Special Education Local Plan Area	Member
Danelle Bautista	La Habra City School District	Member
Elvia Galicia	Los Alamitos Unified School District	Member
Bill Bailey	Magnolia School District	Member

Northern Orange County Liability and Property Self Insurance Authority

Table of Contents

June 30, 2022 and 2021

---

Independent Auditor’s Report.....	1
Management’s Discussion and Analysis .....	4
Financial Statements	
Statements of Net Position .....	13
Statements of Revenues, Expenses, and Changes in the Net Position.....	14
Statements of Cash Flows .....	15
Notes to Financial Statements .....	16
Required Supplementary Information	
Claims Development Information.....	24
Ten-Year Claims Development Information .....	25
Independent Auditor’s Report on Internal Control over Financial Reporting and on Compliance and Other Matters Based on an Audit of Financial Statements Performed in Accordance with <i>Government Auditing Standards</i> .....	26



## Independent Auditor's Report

The Board of Directors  
Northern Orange County Liability and Property Self Insurance Authority  
Anaheim, California

### Report on the Audit of the Financial Statements

#### ***Opinion***

We have audited the financial statements of Northern Orange County Liability and Property Self-Insurance Authority (NOCLPSIA), which comprise the statements of net position as of June 30, 2022 and 2021, and the related statements of revenues, expenses, and changes in net position, and cash flows for the years then ended, and the related notes to the financial statements.

In our opinion, the accompanying financial statements referred to above present fairly, in all material respects, the financial position of NOCLPSIA as of June 30, 2022 and 2021, and the results of its operations and cash flows for the years then ended in accordance with accounting principles generally accepted in the United States of America.

#### ***Basis for Opinion***

We conducted our audit in accordance with auditing standards generally accepted in the United States of America (GAAS) and the standards applicable to the financial audits contained in *Government Auditing Standards*, issued by the Comptroller General of the United States. Our responsibilities under those standards are further described in the Auditor's Responsibilities for the Audit of the Financial Statements section of our report. We are required to be independent of NOCLPSIA and to meet our ethical responsibilities, in accordance with the relevant ethical requirements relating to our audit. We believe the audit evidence we have obtained is sufficient and appropriate to provide a basis for our audit opinion.

#### ***Responsibilities of Management for the Financial Statements***

Management is responsible for the preparation and fair presentation of the financial statements in accordance with accounting principles generally accepted in the United States of America; and for the design, implementation, and maintenance of internal control relevant to the preparation and fair presentation of financial statements that are free from material misstatement, whether due to fraud or error.

In preparing the financial statements, management is required to evaluate whether there are conditions or events, considered in the aggregate, that raise substantial doubt about NOCLPSIA's ability to continue as a going concern for twelve months beyond the financial statement date, including any currently known information that may raise substantial doubt shortly thereafter.

### ***Auditor's Responsibilities for the Audit of the Financial Statements***

Our objectives are to obtain reasonable assurance about whether the financial statements as a whole are free from material misstatement, whether due to fraud or error, and to issue an auditor's report that includes our opinion. Reasonable assurance is a high level of assurance but is not absolute assurance and therefore is not a guarantee that an audit conducted in accordance with GAAS and *Government Auditing Standards* will always detect a material misstatement when it exists. The risk of not detecting a material misstatement resulting from fraud is higher than for one resulting from error, as fraud may involve collusion, forgery, intentional omissions, misrepresentations, or the override of internal control. Misstatements are considered material if there is a substantial likelihood that, individually or in the aggregate, they would influence the judgment made by a reasonable user based on the financial statements.

In performing an audit in accordance with GAAS and *Government Auditing Standards*, we:

- Exercise professional judgement and maintain professional skepticism throughout the audit
- Identify and assess the risks of material misstatement of the financial statements, whether due to fraud or error, and design and perform audit procedures responsive to those risks. Such procedures including examining, on a test basis, evidence regarding the amounts and disclosures in the financial statements.
- Obtain an understanding of internal control relevant to the audit in order to design audit procedures that are appropriate in the circumstances, but not for the purpose of expressing an opinion on the effectiveness of NOCLPSIA's internal control. Accordingly, no such opinion is expressed.
- Evaluate the appropriateness of accounting policies used and the reasonableness of significant accounting estimates made by management, as well as evaluate the overall presentation of the financial statements.
- Conclude whether, in our judgement, there are conditions or events, considered in the aggregate, that raise substantial doubt about NOCLPSIA's ability to continue as a going concern for a reasonable period of time.

We are required to communicate with those charged with governance regarding, among other matters, the planned scope and timing of the audit, significant audit findings, and certain internal control-related matters that were identified during the audit.

### ***Required Supplementary Information***

Accounting principles generally accepted in the United States of America require that management's discussion and analysis and ten-year claims development information be presented to supplement the financial statements. Such information is the responsibility of management and, although not a part of the financial statements, is required by the Governmental Accounting Standards Board who considers it to be an essential part of financial reporting for placing the financial statements in an appropriate operational, economic, or historical context. We have applied certain limited procedures to the required supplementary information in accordance with auditing standards generally accepted in the United States of America, which consisted of inquiries of management about the methods of preparing the


information and comparing the information for consistency with management's responses to our inquiries, the financial statements, and other knowledge we obtained during our audit of the financial statements. We do not express an opinion or provide any assurance on the information because the limited procedures do not provide us with sufficient evidence to express an opinion or provide any assurance.

**Other Reporting Required by *Government Auditing Standards***

In accordance with *Government Auditing Standards*, we have also issued our report dated September 28, 2022 on our consideration of the NOCLPSIA's internal control over financial reporting and on our tests of its compliance with certain provisions of laws, regulations, contracts, and grant agreements and other matters. The purpose of that report is solely to describe the scope of our testing of internal control over financial reporting and compliance and the results of that testing, and not to provide an opinion on the effectiveness of NOCLPSIA's internal control over financial reporting or on compliance. The report is an integral part of an audit performed in accordance with *Government Auditing Standards* in considering NOCLPSIA's internal control over financial reporting and compliance.

A handwritten signature in cursive script that reads "Eide Bailly LLP".

Rancho Cucamonga, California  
September 28, 2022



This discussion and analysis provides an overview of the financial condition of Northern Orange County Liability and Property Self Insurance Authority (NOCLPSIA) for the fiscal years ended June 30, 2022 and June 30, 2021. It examines and reviews NOCLPSIA's financial operations and analyzes the significant financial changes from the prior year. Readers should review the financial management information report and the independent financial audit in conjunction with this report to enhance their understanding of NOCLPSIA's financial performance.

## **Introduction and Background:**

NOCLPSIA is a public risk sharing pool established pursuant to a Joint Power Agreement effective August 1, 1979, for the purpose of self-funding property and liability claims. Participation in NOCLPSIA gives members the advantage of pooled member contributions, sharing of claim liability risk and purchase of insurance at a lower cost. NOCLPSIA's membership consists of 13 individual member districts from the Northern Orange County area. A Full Board of Directors comprised of one representative from each member governs NOCLPSIA. Each member has one vote. The Board elects from its members a President, Vice President, and Secretary/Treasurer.

NOCLPSIA can retain a degree of control over their rate structure adding to the stability and longevity of their program. NOCLPSIA operates on a fiscal/program year from July 1st through June 30th with each program year operating separately from every other program year. By tracking financial activity by program year, only the members participating in a given program year receive potential rebates or assessments. At the same time, other items such as administrative expenses and investment income can be accurately allocated to the proper program years' pooled equity or deficit.

Since its inception, NOCLPSIA has also been proactive in controlling its costs by developing a comprehensive risk management program and safety credit reimbursement plan. The purpose of the reimbursement plan is to provide a fund for each member to designate their portion of rebates and additional contributions. This fund is then utilized at the discretion of the members for reimbursement and implementation of various safety and loss control programs within their districts.

Accredited with excellence by the California Association of Joint Powers Authorities (CAJPA), NOCLPSIA continues to maintain a high level of performance, member satisfaction, and fiscal stewardship among organizations of its kind.

## **Mission Statement:**

"The mission of Northern Orange County Liability and Property Self-Insurance Authority is to provide its members with comprehensive property and liability coverage utilizing both risk retention and risk transfer through its collective resources. The authority will provide stable rates and specialized risk management services."

**Program Structure:**

NOCLPSIA participates in Southern California Regional Liability Excess Fund (SCR), a risk pooling solution, for excess coverage at a Member Retained Limit (MRL) of \$25,000 per occurrence for property and liability. NOCLPSIA self-insures its property claims up to \$25,000 per occurrence and liability claims up to \$25,000 per occurrence. SCR pools for the first \$250,000 of a property loss including the MRL and purchases reinsurance for property claims up to \$500,000,000 in excess of \$250,000. SCR pools for the first \$1,000,000 of a liability loss including the MRL and purchases reinsurance for liability claims up to \$24 million excess of \$1 million including member's MRL. Some members of the program purchased an additional \$25 million in excess liability coverage for excess liability limits to \$50,000,000.

**Financial Management and Control:**

NOCLPSIA is responsible for establishing and maintaining an internal control structure designed to ensure that assets are protected from loss, theft, or misuse and to ensure that adequate accounting data is compiled to allow for preparation of financial statements in conformity with generally accepted accounting principles (GAAP).

NOCLPSIA has contracted with Keenan & Associates for administrative management responsibilities. These services include ensuring that NOCLPSIA meets its commitment to the members for operational efficiency, organizational integrity and for implementing policies established by the Board of Directors as set forth in organizational documents and bylaws. Service Enhancement Technologies (SETECH), a Division of Keenan & Associates, provides financial management and financial reporting to the Board. Budgetary control is provided by verification of budgeted amounts prior to expenses and the continued analysis of all account totals compared to budgeted amounts. Detailed financial statements and Treasurer's Reports include budget-to-actual comparisons and are provided to the NOCLPSIA Board on a quarterly basis. A comprehensive financial management information report is provided semi-annually and is the basis for the independent financial audit.

NOCLPSIA has also contracted with Bay Actuarial Consultants to provide an independent actuarial review of the overall program. This study confirms the adequacy and reasonableness of the liabilities recorded as outstanding claim reserves for all program years. Finally, Eide Bailly LLP Certified Public Accountants has performed an independent audit examination of the financial statements in accordance with generally accepted auditing standards.

NOCLPSIA's financial statements are prepared in conformity with generally accepted accounting principles and necessarily include amounts based upon reliable estimates and judgments. The financial statements include the Statement of Net Position, Statement of Revenues, Expenses, and Changes in Net Position, and Statement of Cash Flows.

The Statement of Net Position provides information on NOCLPSIA's program assets and liabilities, with the difference reported as Net Position. The Statement of Revenues, Expenses, and Changes in Net Position presents information showing total operating income versus operating expenses for fiscal years 2021-2022 and 2020-2021 and the resulting effect on Net Position. The Statement of Cash Flows provides a reconciliation of the change during the fiscal year 2021-2022 in cash and cash equivalents.



# Northern Orange County Liability and Property Self Insurance Authority

Management's Discussion and Analysis

June 30, 2022 and 2021

NOCLPSIA calculates the financial position of each program year on the basis that each year stands on its own. Specifically, the funding determined necessary for each claim year is collected in that claim year, and all liabilities and expenses of each claim year are accounted for in the year they are incurred. At the close of each year, an evaluation of the Net Asset position of individual program years is conducted, and any funds remaining after considering outstanding liabilities and other obligations, are considered eligible for return to members in accordance with NOCLPSIA's Capital Target Policy adopted April 25, 2012 and reviewed annually.

Over NOCLPSIA's 41 years of operation, it has declared and returned to date net member experience rebates of \$6,156,999 and has received \$2,562,523 in net returns from So Cal ReLiEF.

## FINANCIAL ANALYSIS

### Condensed Statement of Net Position:

Below is a summary of the Statement of Net Position showing total assets versus total liabilities with a percentage of change from the 2020-2021 to the 2021-2022 program year.

	Fiscal Year Ended June 30,		Difference	Percentage
	2022	2021		
<b>Assets</b>				
Deposits and investments	\$ 3,201,522	\$ 3,117,644	\$ 83,878	2.69 %
Prepaid expense	1,000	750	250	33.33
Accounts/interest receivable	2,542	1,624	918	56.53
Member deductible receivable	79,718	48,443	31,275	64.56
Total assets	<u>3,284,782</u>	<u>3,168,461</u>	<u>116,321</u>	<u>3.67</u>
<b>Liabilities</b>				
Other liabilities and unearned revenue	1,093,589	1,061,501	32,088	3.02
Claims liabilities and ULAE	618,876	559,319	59,557	10.65
Total liabilities	<u>1,712,465</u>	<u>1,620,820</u>	<u>91,645</u>	<u>5.65</u>
<b>Net Position</b>				
Undesignated	1,048,884	1,027,237	21,647	2.11
Designated - capital target	523,433	520,404	3,029	0.58
Total net position	<u>\$ 1,572,317</u>	<u>\$ 1,547,641</u>	<u>\$ 24,676</u>	<u>1.59 %</u>

**Assets:**

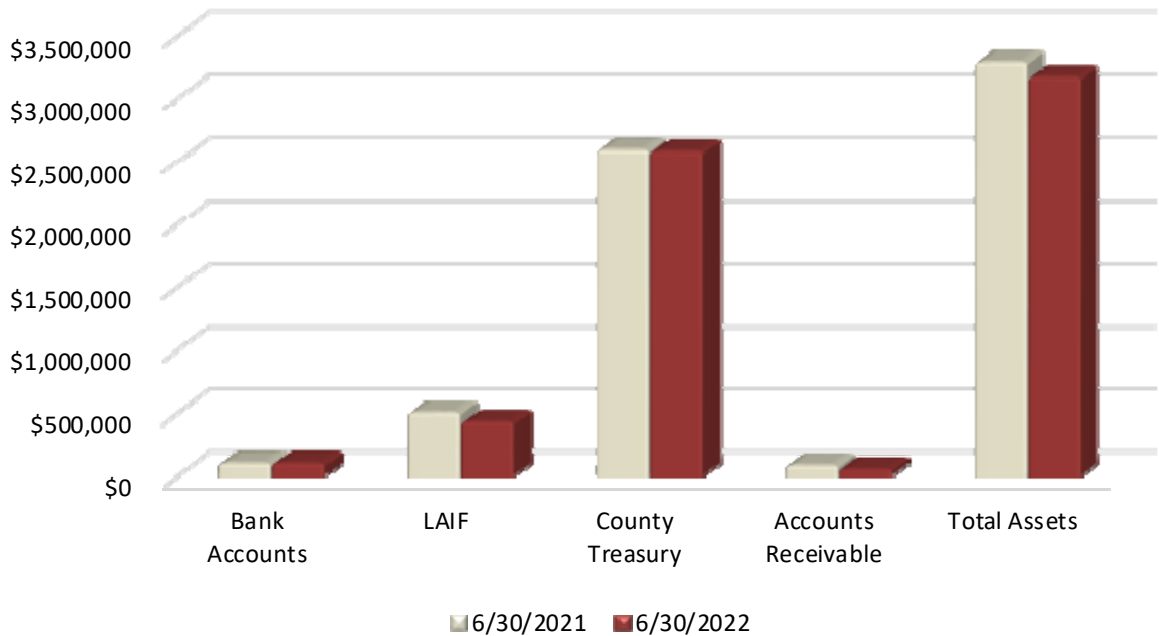
The assets of NOCLPSIA increased \$116,321 or 3.67% from \$3,168,461 on June 30, 2021, to \$3,284,782 on June 30, 2022, mainly due to:

- Retained Funding at 70% for 2021-2022 Program Year of \$253,063
- Administrative expenditures below/above budget of \$70,202
- Net cash activity in accounts payable, due to members and safety credit in 2021-2022 of \$32,088
- Net Investment Income of \$12,779

Offset by,

- Net claims paid in 2021-2022 of \$251,839

This increase in assets can be seen below:



The funds not necessary for the immediate payment of claims are invested in the Orange County Treasury. Those assets needed for current operations are maintained with the State of California Local Agency Investment Fund (LAIF) and Union Bank general and claim checking accounts.

**Liabilities:**

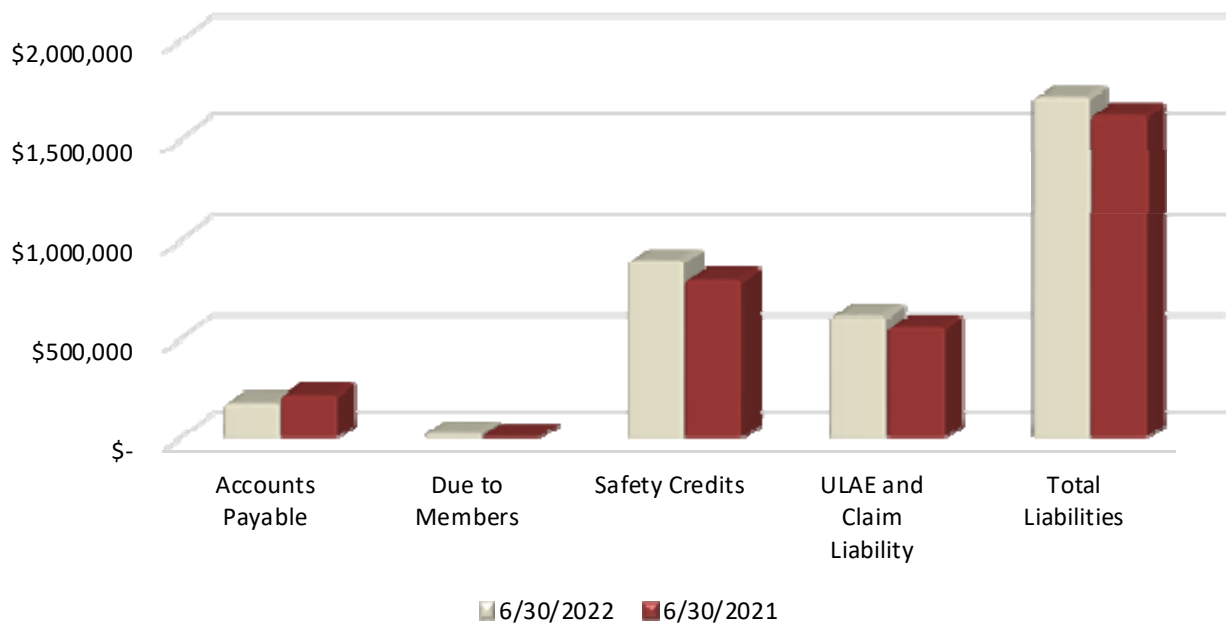
The overall liabilities of NOCLPSIA increased in 2021-2022 by \$91,645 or 5.65%, which is mainly attributed to:

- The recognition of the 2021-2022 actuarially determined estimated ultimate incurred of \$301,137
- A net increase in the actuarially determined estimated ultimate incurred of \$2,322 for the program years 2021-2022 and prior due to increased loss development
- Net cash activity in accounts payable, due to members and safety credit in 2021-2022 of \$32,088
- An increase to the unallocated loss adjustment expense of \$8,350

Offset by,

- Claims paid in 2021-2022 of \$251,839

This decrease in liabilities can be seen below:



**Net Position:**

The net position of NOCLPSIA increased in 2021-2022 by \$24,676 or 1.59%. This is largely attributed to:

- Contingency funding at 70% probability for 2021-2022 of \$32,102
- Administrative expenditures below budget of \$70,202
- Net investment income of \$12,779

Offset by,

- A net increase in the actuarially determined estimated ultimate incurred of \$2,322 for the program years 2021-2022 and prior due to increased loss development
- A net increase in the actuarially determined estimated ultimate incurred of \$80,176 for program year 2021-2022 due to decreased claims activity
- An increase to the unallocated loss adjustment expense of \$8,350

NOCLPSIA's undesignated net position of \$1,572,317 reflects an actuarially determined greater than 90% probability level funding of its outstanding liabilities. An 90% probability level funding means that there is only a 10% probability that the outstanding liability is higher or lower than the actuary's best estimate. While many actuarial funding recommendations are at the 70% probability level, the 90% probability level funding provides NOCLPSIA an increased probability of overall reserve adequacy. The following probability level funding recommendations are based upon the Bay Actuarial Consultants actuarial study dated March 2022:

70% probability level	\$11,716
80% probability level	\$23,433
90% probability level	\$42,960

In order to prevent premature release of the fund net position, NOCLPSIA has adopted a capital target policy that is reviewed annually. The capital target is set at an 80% probability level with a contingency margin of \$500,000 utilizing a five-year distribution method not including the current year. Once the fund balance is calculated, the sum of those funds is reduced by the capital target/contingency margin and the balance is identified for return to members upon approval by the Board of Directors.

Northern Orange County Liability and Property Self Insurance Authority  
Management's Discussion and Analysis  
June 30, 2022 and 2021

---

**Statements of Income, Expenses, and Changes in Net Position:**

Income exceeded expenses by \$24,676 in 2021-2022, resulting in an increase to the net position of 1.59% as shown in the Condensed Statement of Income/Expenses shown below.

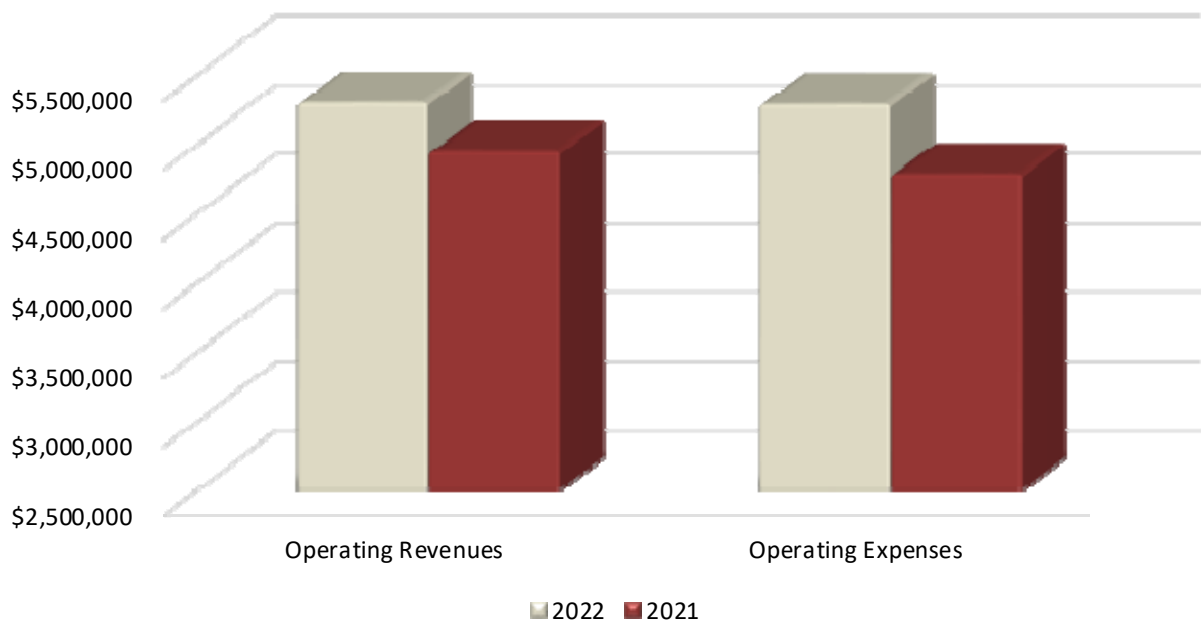
	Fiscal Year Ended June 30,		Difference	Percentage
	2022	2021		
Operating Income				
Contributions	\$ 5,484,804	\$ 5,030,814	\$ 453,990	9.02 %
Repayment of deductibles	(41,993)	(42,437)	444	(1.05)
Safety credit program	(148,588)	(46,104)	(102,484)	222.29
Total operating income	<u>5,294,223</u>	<u>4,942,273</u>	<u>351,950</u>	<u>7.12</u>
Operating Expenses				
Claims activity	311,396	169,553	141,843	83.66
Claims administration	56,900	55,040	1,860	3.38
Risk management fee	86,384	83,868	2,516	3.00
Operating costs	58,996	50,548	8,448	16.71
Excess insurance	4,768,650	4,418,753	349,897	7.92
Total operating expenses	<u>5,282,326</u>	<u>4,777,762</u>	<u>504,564</u>	<u>10.56</u>
Non-Operating Income				
Investment income	12,779	20,833	(8,054)	(38.66)
Change in Net Position	24,676	185,344	(160,668)	(86.69)
Beginning Net Position	<u>1,547,641</u>	<u>1,362,297</u>	<u>185,344</u>	<u>13.61</u>
Ending Net Position	<u>\$ 1,572,317</u>	<u>\$ 1,547,641</u>	<u>\$ 24,676</u>	<u>1.59 %</u>

Total operating revenues consist of contributions received from members offset by contributions for accounts receivable recognized on June 30, 2021. Member Contributions have increased \$351,950 or 7.12% from \$4,942,273 in 2020-2021 to \$5,294,223 in 2021-2022. This is based upon the annual renewal process. There was a decrease of 1.01% in Average Daily Attendance (ADA) and a 0.32% increase of Total Insured Value (TIV) for 2021-2022. In addition, there was an overall increase in the liability and property rates, this is based on the Authority's recent loss experience.

Total operating expenses increased \$504,564 in 2021-2022 to \$5,282,326 from \$4,777,762. The reasons for this increase are mainly due to:

- An increase in excess insurance expense of \$349,987 or 7.92%, which consistent with the increase in member contributions
- An overall increase in claims activity which includes an increase of \$2,322 in the actuarially determined estimated ultimate incurred for the program years 2020-2021 and prior, and an increase of \$80,176 for actuarially determined estimated ultimate incurred for the program year 2021-2022 as recognized in 2021-2022.
- An increase to the unallocated loss adjustment expense of \$8,350.

Below is a graph that reflects a comparison of operating income and expense for June 30, 2022, and June 30, 2021:



**Budgetary Highlights:**

Each year the NOCLPSIA Board of Directors approves a budget and establishes rates and funding levels for the program year. The preliminary budget is reviewed by the Board in May, with the final budget to be approved by the Board in June. The final budget incorporates any changes in assumptions or projections that have been made subsequent to the approval of the preliminary budget. NOCLPSIA is not required to make mid-year budget adjustments.

# Northern Orange County Liability and Property Self Insurance Authority

Management's Discussion and Analysis

June 30, 2022 and 2021

Below is a summary of the budget information with a comparison to actual expenses. Variances in total operating revenue are due to additional endorsements to the So Cal ReLiEF Memorandum of Coverage, including rental value coverage added during the program year. Variances in other insurance deposits and premiums are also due to additional coverage.

	2021-2022		Difference	Percentage
	Adopted	Actual		
Operating Income				
Member Contributions	\$ 5,484,804	\$ 5,484,804	\$ -	- %
Repayment of Deductibles	(41,993)	(41,993)	-	-
Safety Credit Program	(148,588)	(148,588)	-	-
Total operating income	<u>5,294,223</u>	<u>5,294,223</u>	<u>-</u>	<u>-</u>
Operating Expenses				
Excess Insurance	4,768,678	4,768,650	28	0.00
Claims Activity	225,961	311,396	(85,435)	(37.81)
Claims Administration	120,000	56,900	63,100	52.58
Risk Management Fees	86,384	86,384	-	-
Operating Costs	66,098	58,996	7,102	10.74
Total operating expenses	<u>5,267,121</u>	<u>5,282,326</u>	<u>(15,205)</u>	<u>(0.29)</u>
Non-Operating Income				
Investment Income	<u>13,273</u>	<u>12,779</u>	<u>(494)</u>	<u>(3.72)</u>
Change in Net Position	40,375	24,676	(15,699)	(38.88)
Beginning Net Position	<u>1,547,641</u>	<u>1,547,641</u>	<u>-</u>	<u>-</u>
Ending Net Position	<u>\$ 1,588,016</u>	<u>\$ 1,572,317</u>	<u>\$ (15,699)</u>	<u>(0.99) %</u>

**Description of Facts or Conditions That are Expected to Have a Significant Effect on Financial Position or Results of Operations:**

Property and Liability rates are impacted by the overall state of an insured's loss experience and the global insurance industry experience. The insurance industry had been in a prolonged soft market whereby there were lower losses, an abundance of capacity, and depressed rates. This began to change a few years ago as global catastrophes, California wildfires, social inflation, sexual abuse, loss development from prior year claims and large jury verdicts increased the exposures and cost of claims. Many insurance carriers ceased writing public agencies due to law enforcement, auto, traumatic brain injury exposures, sexual abuse, and long-term "tail" risk concerns. All these issues contributed to the insurance market shifting from soft to hard as capacity significantly decreased, while retentions and rates increased.

Northern Orange County Liability and Property Self Insurance Authority

Statements of Net Position

June 30, 2022 and 2021

	2022	2021
Assets		
Current assets		
Deposits and investments	\$ 3,201,522	\$ 3,117,644
Prepaid expense	1,000	750
Accounts receivables	82,260	50,067
Total assets	3,284,782	3,168,461
Liabilities		
Current liabilities		
Accounts payable	174,616	217,588
Due to members/safety credits	918,973	843,913
Current portion of unpaid claims and claim adjustment expenses	250,000	150,000
Total current liabilities	1,343,589	1,211,501
Unpaid claims and claim adjustment expenses, non-current portion	368,876	409,319
Total liabilities	1,712,465	1,620,820
Net Position - Unrestricted	\$ 1,572,317	\$ 1,547,641



Northern Orange County Liability and Property Self Insurance Authority  
 Statements of Revenues, Expenses, and Changes in the Net Position  
 Years Ended June 30, 2022 and 2021

	2022	2021
Operating Income		
Contributions	\$ 5,484,804	\$ 5,030,814
Repayment of deductibles	(41,993)	(42,437)
Safety credit program	(148,588)	(46,104)
Total operating income	5,294,223	4,942,273
Operating Expenses		
Excess insurance	4,768,650	4,418,753
Claims paid	251,839	242,780
Provision (credit) for loss reserves	51,207	(86,959)
Provision for claims adjustment expenses	8,350	13,732
Claims administration	56,900	55,040
Risk management fees	86,384	83,868
Consulting fees	31,023	31,023
Other operating costs	27,973	19,525
Total operating expenses	5,282,326	4,777,762
Net operating income	11,897	164,511
Non-Operating Income		
Interest income, net of interest allocated directly to members of \$7,762 in 2022 and \$6,575 in 2021	12,779	20,833
Change in Net Position	24,676	185,344
Net Position, Beginning of Year	1,547,641	1,362,297
Net Position, End of Year	\$ 1,572,317	\$ 1,547,641

# Northern Orange County Liability and Property Self Insurance Authority

Statements of Cash Flows  
Years Ended June 30, 2022 and 2021

	2022	2021
Operating Activities		
Cash received from members and others	\$ 5,262,948	\$ 4,835,268
Cash paid for claims and settlements	(251,839)	(219,989)
Cash paid for excess insurance	(4,819,485)	(4,418,753)
Cash paid to suppliers for goods and services	(199,238)	(174,997)
Cash received for the benefit of members, net	79,631	24,155
	<u>72,017</u>	<u>45,684</u>
Net Cash Provided By Operating Activities		
Financing Activities		
Return of Net Position	-	(35,367)
	<u>-</u>	<u>(35,367)</u>
Investing Activities		
Interest income	11,861	23,341
	<u>11,861</u>	<u>23,341</u>
Net Change in Cash and Cash Equivalents	83,878	33,658
Cash and Cash Equivalents, Beginning of Year	3,117,644	3,083,986
	<u>3,117,644</u>	<u>3,083,986</u>
Cash and Cash Equivalents, End of Year	<u>\$ 3,201,522</u>	<u>\$ 3,117,644</u>
Reconciliation of Operating Income to Net Cash provided by Operating Activities		
Operating income	\$ 11,897	\$ 164,511
Adjustments to reconcile excess of operating income to net cash provided by operating activities		
Changes in assets and liabilities		
Receivables	(31,275)	4,584
Prepaid expenses	(250)	(333)
Accounts payable	(42,972)	37,583
Unearned revenue	-	(111,589)
Amounts due to members	75,060	24,155
Claims liability	51,207	(86,959)
Unallocated loss adjustment expenses	8,350	13,732
Total adjustments	<u>60,120</u>	<u>(118,827)</u>
Net Cash Provided By Operating Activities	<u>\$ 72,017</u>	<u>\$ 45,684</u>

## **Note 1 - Summary of Significant Accounting Policies**

### **Financial Reporting Entity**

The Northern Orange County Liability & Property Self-Insurance Authority (NOCLPSIA) was formed on August 1, 1979, under a joint powers agreement between participating local educational agencies located primarily within Orange County, pursuant to Title 1, Division 7, Chapter 5, Article 1 (Section 6500 et seq.) of the California Government Code. The purpose of NOCLPSIA is to provide a more viable and economical insurance program to its members than individual members might otherwise be able to obtain operating on their own. During the fiscal year ended June 30, 2022, there were 13 participants in the NOCLPSIA's self-insured program. Members may withdraw from the NOCLPSIA after having completed a minimum of 36 consecutive months as a member of the NOCLPSIA. A member may withdraw from its status as a member at the end of any fiscal year by notifying the Board of Directors in writing no later than December 31 of the fiscal year at the end of which the withdrawal is to be effective, pursuant to the terms and conditions of the governing bylaws.

In the event of the dissolution of the NOCLPSIA, the participating members would receive a pro-rata share of any fund equity or be liable for a pro-rata share of any debts and liabilities based upon the premiums and claims of such members.

NOCLPSIA includes all funds and account groups that are controlled by or dependent on the NOCLPSIA's governing board for financial reporting purposes. NOCLPSIA has considered all potential component units in determining how to define the reporting entity, using criteria set forth in accounting principles generally accepted in the United States of America. NOCLPSIA determined that there are no potential component units that meet the criteria for inclusion within the reporting entity.

### **Basis of Accounting**

The accompanying financial statements are presented as a proprietary fund on the accrual basis of accounting in accordance with Governmental Generally Accepted Accounting Principles (GAAP). Under the accrual basis, revenues and the related assets are recognized when earned, and expenses and related liabilities are recognized when the obligation is incurred. Operating revenues include member contributions net of any applicable rate credits. Operating expenses include the provision for claims and claims adjustment expenses, insurance premiums, premium rebates, and general and administrative expenses. All other revenues and expenses are considered non-operating.

### **Budget and Budgetary Accounting**

Annually, the Board of Directors adopts a budget that is subject to amendment throughout the year to give consideration to unanticipated revenue and expenses primarily resulting from events unknown at the time of budget adoption.

### **Use of Estimates**

The preparation of financial statements in conformity with accounting principles generally accepted in the United States of America requires management to make estimates and assumptions. These estimates and assumptions affect the reported amounts of assets and liabilities at the date of the financial statements and the reported amounts of revenues and expenses during the reporting period. Actual results could differ from these estimates.

### **Cash and Cash Equivalents**

Cash equivalents consist of highly liquid investments with original maturities of three months or less. For purposes of the Statement of Cash Flows, deposits with the County Treasury and the State Investment Pool Local Agency Investment Fund (LAIF) are considered to be cash equivalents.

### **Receivables**

Receivables generally includes investment earnings from deposits and member deductibles. Management has analyzed these accounts and believes all amounts are fully collectible.

### **Unpaid Claims Liabilities**

NOCLPSIA establishes claims liabilities based on estimates of the ultimate cost of claims (including future claim adjustment expenses) that have been reported but not settled, and of claims that have been incurred but not reported. The length of time for which such costs must be estimated varies depending on the coverage involved. Estimated amounts of salvage and subrogation and reinsurance recoverable on unpaid claims are deducted from the liability for unpaid claims. Because actual claims costs depend on such complex factors as inflation, changes in doctrines of legal liability, and damage awards, the process used in computing claims liabilities does not necessarily result in an exact amount, particularly for coverages such as general liability. Claims liabilities are recomputed periodically using a variety of actuarial and statistical techniques to produce current estimates that reflect recent settlements, claim frequency, and other economic and social factors. A provision for inflation in the calculation of estimated future claims costs is implicit in the calculation because reliance is placed both on actual historical data that reflect past inflation and on other factors that are considered to be appropriate modifiers of past experience. Adjustments to claims liabilities are charged or credited to expense in the periods in which they are made.

### **Premium Contributions**

The annual deposit premium for each member is calculated based upon factors normally used to calculate annual insurance premiums. Prior years' premiums will be recalculated and adjusted until all claims are closed or until determined that sufficient facts are known so that no additional calculations should be made.

### **Safety Credits**

At the beginning of each program year, all members can elect to contribute into their safety credit fund. They may also elect to waive this annual contribution to their safety credit fund. Safety credit funds are to be utilized in areas which would reduce the severity and/or frequency of losses.

### **Return of Net Position**

Amounts in excess of NOCLPSIA's Capital Target are available for potential return to the Members and can be utilized at the member's discretion towards future member contributions, safety credits or they may request a refund. Return of net position shall not include any surplus funds from the past five years and the current year and are approved by the Board.

### **Insurance Coverage**

NOCLPSIA uses reinsurance agreements to reduce its exposure to large losses on all types of insured events. Reinsurance permits recovery of a portion of loss from reinsurers, although it does not discharge the primary liability of NOCLPSIA as direct insurer of the risks reinsured. NOCLPSIA does not report reinsured risks as liabilities unless it is probable that those risks will not be covered by reinsurers.

NOCLPSIA participates in Southern California Regional Liability Excess Fund (SCR), a risk pooling solution, for excess coverage at a Member Retained Limit (MRL) of \$25,000 per occurrence for property and liability. NOCLPSIA self-insures its property claims up to \$25,000 per occurrence and liability claims up to \$25,000 per occurrence. SCR pools for the first \$250,000 of a property loss including the MRL and purchases reinsurance for property claims up to \$250,000,000 in excess of \$250,000. SCR pools for the first \$1,000,000 of a liability loss including the MRL and purchases reinsurance for liability claims up to \$24 million excess of \$1 million including member's MRL. Some members of the program purchased an additional \$25 million in excess liability coverage for excess liability limits to \$50 million.

### **Income Taxes**

NOCLPSIA's income is exempt from Federal and State income taxes under the Internal Revenue Code Section 115, and the corresponding section of the California Revenue and Taxation Code.

### **Change in Accounting Principles**

#### **Implementation of GASB Statement No. 92**

In January 2020, the GASB issued Statement No. 92, Omnibus 2020. The objectives of this statement are to enhance comparability in accounting and financial reporting and to improve the consistency of authoritative literature by addressing practice issues that have been identified during implementation and application of certain GASB Statements. This Statement addresses a variety of topics and includes specific provisions about the following that is applicable to the JPA: reporting by public entity risk pools for amounts that are recoverable from reinsurers or excess insurers.

The provisions of this Statement have been implemented as of June 30, 2022.

# Northern Orange County Liability and Property Self Insurance Authority

Notes to Financial Statements

June 30, 2022 and 2021

## Note 2 - Deposits and Investments

### Summary of Deposits and Investments

Deposits and investments as of June 30, 2022 and 2021, consist of the following:

	2022	2021
Cash in operating account	\$ 233	\$ 956
Cash in trust account	100,000	100,000
Investments in County Treasury	2,596,162	2,584,324
Investments in State Investment Pool	505,127	432,364
	<u>                    </u>	<u>                    </u>
Total deposits and investments	<u>\$ 3,201,522</u>	<u>\$ 3,117,644</u>

### Policies and Practices

NOCLPSIA is authorized under *California Government Code* to make direct investments in local Authority bonds, notes, or warrants within the State; U.S. Treasury instruments; registered State warrants or treasury notes; securities of the U.S. Government, or its agencies; bankers acceptances; commercial paper; certificates of deposit placed with commercial banks and/or savings and loan companies; repurchase or reverse repurchase agreements; medium term corporate notes; shares of beneficial interest issued by diversified management companies, certificates of participation, obligations with first priority security; and collateralized mortgage obligations.

### Investment in County Treasury

NOCLPSIA is considered to be a voluntary participant in an external investment pool. The fair value of NOCLPSIA's investment in the pool is reported in the accounting financial statements at amounts based upon the NOCLPSIA's pro-rata share of the fair value provided by the Orange County Treasurer for the entire portfolio (in relation to the amortized cost of that portfolio). The balance available for withdrawal is based on the accounting records maintained by the Orange County Treasurer, which is recorded on the amortized cost basis. The Cash in County Treasury has average weighted maturity of 287 days.

### Investment in the State Investment Pool

NOCLPSIA is a voluntary participant in the Local Agency Investment Fund (LAIF) that is regulated by *California Government Code* Section 16429 under the oversight of the Treasurer of the State of California. The fair value of the NOCLPSIA's investment in the pool is reported in the accompanying financial statements at amounts based upon NOCLPSIA's pro-rata share of the fair value provided by LAIF for the entire LAIF portfolio (in relation to the amortized cost of that portfolio). The balance available for withdrawal is based on the accounting records maintained by LAIF, which is recorded on the amortized cost basis. The LAIF has average weighted maturity of 311 days.

**Interest Rate Risk**

Interest rate risk is the risk that changes in market interest rates will adversely affect the fair value of an investment. Generally, the longer the maturity of an investment, the greater the sensitivity of its fair value to changes in market interest rates. The NOCLPSIA manages its exposure to interest rate risk by purchasing a combination of shorter term and longer term investments and by timing cash flows from maturities so that a portion of the portfolio is maturing or coming close to maturity evenly over time as necessary to provide the cash flow and liquidity needed for operations.

**Credit Risk**

Credit Risk is the risk that an issuer of an investment will not fulfill its obligation to the holder of the investment. This is measured by the assignment of rating by a nationally recognized statistical rating organization. NOCLPSIA's investments in County Treasury and Local Agency Investment Fund are not required to be rated.

**Custodial Credit Risk - Deposits**

This is the risk that in the event of a bank failure, NOCLPSIA's deposits may not be returned. NOCLPSIA does not have a policy for custodial credit risk for deposits. However, the *California Government Code* requires that a financial institution secure deposits made by State or local governmental units by pledging securities in an undivided collateral pool held by a depository regulated under State law (unless so waived by the governmental unit). The market value of the pledged securities in the collateral pool must equal at least 110% of the total amount deposited by the public agency. California law also allows financial institutions to secure public deposits by pledging first trust deed mortgage notes having a value of 150% of the secured public deposits and letters of credit issued by the Federal Home Loan Bank of San Francisco having a value of 105% of the secured deposits. As of June 30, 2022 and 2021, NOCLPSIA's bank balances were not exposed to custodial credit risk.

**Note 3 - Receivables**

Receivables at June 30, 2022 and 2021, consist of the following:

	<u>2022</u>	<u>2021</u>
Member deductibles	\$ 79,718	\$ 48,443
Interest income	<u>2,542</u>	<u>1,624</u>
Total receivables	<u>\$ 82,260</u>	<u>\$ 50,067</u>

# Northern Orange County Liability and Property Self Insurance Authority

Notes to Financial Statements

June 30, 2022 and 2021

## Note 4 - Accounts Payable

Accounts payable at June 30, 2022 and 2021, consist of the following:

	2022	2021
Claims payable	\$ 38,148	\$ 33,577
Vendor payables	25,931	22,639
Return of Net Position payable	110,537	161,372
Total accounts payable	\$ 174,616	\$ 217,588

## Note 5 - Due to Members

The amounts due to members consist of return of net position, rebates and safety credit funds. The amounts due to members at June 30, 2022 and 2021, are summarized below:

	2022	2021
ABC Unified School District	\$ 200,589	\$ 153,836
Buena Park School District	173,186	172,387
Centralia School District	106,970	124,642
Coastline Regional Occupational Program	3,736	3,850
College and Career Advantage	14	14
Cypress School District	122,300	121,736
Greater Anaheim Special Education Local Plan Area	6,002	5,974
La Habra City School District	15,982	12,667
Los Alamitos Unified School District	19,581	19,491
Magnolia School District	16,594	12,456
North Orange County Regional Occupational Program	65,511	61,483
Northern Orange County Self-Funded Workers' Compensation Authority	72	72
Orange County Fringe Benefits	72	72
Savanna School District	22,817	20,450
Westminster School District	165,547	134,783
Total	\$ 918,973	\$ 843,913



# Northern Orange County Liability and Property Self Insurance Authority

Notes to Financial Statements

June 30, 2022 and 2021

## Note 6 - Reconciliation of Claims Liability

As discussed in Note 1, NOCLPSIA establishes a liability for both reported and unreported insured events, which includes estimates of future payments of losses and related legal expenses. The following represents changes in those aggregate liabilities for NOCLPSIA during the fiscal year ended June 30:

	2022	2021
Claims Liabilities At Beginning Of The Fiscal Year	\$ 388,181	\$ 475,140
Incurred Expenses Related To		
Provision for insured events of the current fiscal year	301,137	214,860
Provision (credit) for insured events of prior fiscal years	1,909	(59,039)
Total incurred expenses	303,046	155,821
Payments Related To		
Insured events of the current fiscal year	82,346	27,178
Insured events of prior fiscal years	169,493	215,602
Total payments	251,839	242,780
Claims Liabilities At End Of The Fiscal Year	\$ 439,388	\$ 388,181

The components of the unpaid claims and claim adjustment expenses as of June 30, 2022 and 2021, were as follows:

	2022	2021
Claims liability	\$ 439,388	\$ 388,181
Unallocated loss adjustment expenses	179,488	171,138
	618,876	559,319
Current portion	(250,000)	(150,000)
Noncurrent portion	\$ 368,876	\$ 409,319

Claims liabilities are not discounted as of June 30, 2022 and 2021.

# Northern Orange County Liability and Property Self Insurance Authority

Notes to Financial Statements

June 30, 2022 and 2021

## Note 7 - Net Position

Net position is composed of the following elements as of June 30, 2022 and 2021:

	2022	2021
Unrestricted		
Designated		
Capital target	\$523,433	\$ 520,404
Undesignated	\$1,048,884	1,027,237
Total net position	\$ 1,572,317	\$ 1,547,641

## Note 8 - Participation in Public Entity Risk Pools

NOCLPSIA's member agencies are members of Southern California Regional Liability Excess Fund (SCR). Member agencies pay an annual premium to SCR for property and liability coverage. The relationship between NOCLPSIA and SCR is such that SCR is not a component unit of NOCLPSIA for financial reporting purposes.

SCR has budgeting and financial reporting requirements independent of the member units and SCR's financial statements are not presented in these financial statements; however, fund transactions between SCR and NOCLPSIA are included in these statements. Audited financial statements are available from SCR.

A. Entity	Southern California Regional Liability Excess Fund
B. Purpose	Arranges and provides excess insurance coverage for liability and property claims beyond that which is claimed elsewhere
C. Participants	State-wide educational entities
D. Governing Board	Consisting of elected representative of the members by region
E. Payments for the Current Year	\$ 4,768,650



Required Supplementary Information  
June 30, 2022

# Northern Orange County Liability and Property Self Insurance Authority

# Northern Orange County Liability and Property Self Insurance Authority

Claims Development Information

June 30, 2022

---

The following table illustrates how NOCLPSIA's earned revenue (net of reinsurance) and investment income compare to related costs of loss (net of loss assumed by reinsurers) and other expenses assumed by NOCLPSIA as of the end of each of the past years. The rows of the table are defined as follows:

1. This line shows the total of each fiscal year's gross earned contribution revenue and investment revenue, contribution revenue ceded to reinsurers, and net earned contribution revenue and reported investment revenue.
2. This line shows each fiscal year's other operating costs of NOCLPSIA including overhead and claims expense not allocable to individual claims.
3. This line shows NOCLPSIA's gross incurred claims and allocated claim adjustment expenses, claims assumed by reinsurers, and net incurred claims and allocated adjustment expenses (both paid and accrued) as originally reported at the end of the first year in which the event that triggered coverage under the contract occurred (called policy year).
4. This section of rows shows the cumulative net amounts paid as of the end of successive years for each policy year.
5. This line shows the latest re-estimated amount of claims assumed by reinsurers as of the end of the current year for each accident year.
6. This section of rows shows how each policy year's net incurred claims increased or decreased as of the end of successive years. (This annual re-estimation result from new information received on known claims, re-evaluation of existing information on known claims, and emergence of new claims not previously known.)
7. This line compares the latest re-estimated net incurred claims amount to the amount originally established (line 3) and shows whether this latest estimate of net claims cost is greater or less than originally thought.

As data for individual policy years mature, the correlation between original estimates and re-estimated amounts commonly is used to evaluate the accuracy of net incurred claims currently recognized in less mature policy years. The columns of the table show data for successive policy years.

Northern Orange County Liability and Property Self Insurance Authority  
Ten-Year Claims Development Information  
June 30, 2022

	June 30,									
	2013	2014	2015	2016	2017	2018	2019	2020	2021	2022
(1) Required contribution and investment revenue										
Earned	\$ 3,508,186	\$ 3,443,192	\$ 2,950,399	\$ 3,195,790	\$ 3,565,781	\$ 3,744,130	\$ 4,154,392	\$ 4,776,240	\$ 4,963,106	\$ 5,307,002
Ceded	(2,686,807)	(2,919,870)	(2,458,826)	(2,673,628)	(3,034,662)	(3,218,919)	(3,594,023)	(4,152,468)	(4,418,753)	(4,768,650)
Net earned	821,379	523,322	491,573	522,162	531,119	525,211	560,369	623,772	544,353	538,352
(2) Unallocated expenses	238,817	312,833	218,454	274,159	100,356	170,267	195,707	177,187	203,188	210,630
(3) Estimated claims and expenses, end of policy year										
Incurred	207,401	288,611	139,249	205,107	248,249	279,485	214,860	258,906	214,860	301,137
Ceded	-	-	-	-	-	-	-	-	-	-
Net incurred	207,401	288,611	139,249	205,107	248,249	279,485	214,860	258,906	214,860	301,137
(4) Net paid (cumulative) as of										
June 30, 2012	-	-	-	-	-	-	-	-	-	-
June 30, 2013	32,821	-	-	-	-	-	-	-	-	-
June 30, 2014	105,285	94,989	-	-	-	-	-	-	-	-
June 30, 2015	214,848	173,955	59,270	-	-	-	-	-	-	-
June 30, 2016	238,662	211,373	151,524	166,922	-	-	-	-	-	-
June 30, 2017	240,867	212,077	221,745	170,491	33,380	-	-	-	-	-
June 30, 2018	240,867	212,077	221,745	239,418	85,442	58,195	-	-	-	-
June 30, 2019	240,867	212,077	221,745	252,384	145,565	101,110	47,802	-	-	-
June 30, 2020	240,867	212,077	221,745	252,384	147,458	134,699	109,430	29,565	-	-
June 30, 2021	240,867	212,077	221,745	252,384	147,458	153,441	209,536	126,319	27,178	-
June 30, 2022	240,867	212,077	221,745	252,384	147,458	153,441	213,252	208,683	111,004	82,346
(5) Re-estimated ceded claims and expenses	-	-	-	-	-	-	-	-	-	-
(6) Re-estimated net incurred claims and expenses										
June 30, 2012	-	-	-	-	-	-	-	-	-	-
June 30, 2013	215,277	-	-	-	-	-	-	-	-	-
June 30, 2014	296,705	425,441	-	-	-	-	-	-	-	-
June 30, 2015	257,404	393,612	234,163	-	-	-	-	-	-	-
June 30, 2016	257,404	246,476	303,571	393,147	-	-	-	-	-	-
June 30, 2017	257,404	245,784	237,374	283,593	248,249	-	-	-	-	-
June 30, 2018	240,867	212,077	221,745	281,301	172,115	279,485	-	-	-	-
June 30, 2019	240,867	212,077	221,745	252,384	149,596	217,974	340,494	-	-	-
June 30, 2020	240,867	212,077	221,745	252,384	147,458	154,883	335,045	258,906	-	-
June 30, 2021	240,867	212,077	221,745	252,384	147,458	154,536	261,687	273,572	214,860	-
June 30, 2022	240,867	212,077	247,972	252,384	147,458	153,441	254,186	245,102	228,021	301,137
(7) (Increase) Decrease in estimated incurred claims and expenses from the end of the policy year	\$ (33,466)	\$ 76,534	\$ (108,723)	\$ (47,277)	\$ 100,791	\$ 126,044	\$ (39,326)	\$ 13,804	\$ (13,161)	\$ -



Independent Auditor's Report  
June 30, 2022

**Northern Orange County Liability and  
Property Self Insurance Authority**



**Independent Auditor's Report on Internal Control over Financial Reporting and on Compliance and Other Matters Based on an Audit of Financial Statements Performed in Accordance with Government Auditing Standards**

The Board of Directors  
Northern Orange County Liability and Property Self Insurance Authority  
Anaheim, California

We have audited, in accordance with auditing standards generally accepted in the United States of America and the standards applicable to financial audits contained in *Government Auditing Standards*, issued by the Comptroller General of the United States, the financial statements of Northern Orange County Liability and Property Self-Insurance Authority (NOCLPSIA), which comprise the statement of net position as of June 30, 2022, and the related statement of revenues, expenses, and changes in net position, and cash flows for the year then ended, and the related notes to the financial statements, and have issued our report thereon dated September 28, 2022.

**Report on Internal Control over Financial Reporting**

In planning and performing our audit of the financial statements, we considered Northern Orange County Liability and Property Self-Insurance Authority's internal control over financial reporting (internal control) as a basis for designing audit procedures that are appropriate in the circumstances for the purpose of expressing our opinion on the financial statements, but not for the purpose of expressing an opinion on the effectiveness of Northern Orange County Liability and Property Self-Insurance Authority's internal control. Accordingly, we do not express an opinion on the effectiveness of Northern Orange County Liability and Property Self-Insurance Authority's internal control

*A deficiency in internal control* exists when the design or operation of a control does not allow management or employees, in the normal course of performing their assigned functions, to prevent, or detect and correct, misstatements on a timely basis. *A material weakness* is a deficiency, or a combination of deficiencies, in internal control, such that there is a reasonable possibility that a material misstatement of the entity's financial statements will not be prevented or detected and corrected on a timely basis. *A significant deficiency* is a deficiency, or a combination of deficiencies, in internal control that is less severe than a material weakness, yet important enough to merit attention by those charged with governance.

Our consideration of internal control was for the limited purpose described in the first paragraph of this section and was not designed to identify all deficiencies in internal control that might be material weaknesses or significant deficiencies. Given these limitations, during our audit we did not identify any deficiencies in internal control that we consider to be material weaknesses. However, material weaknesses may exist that have not been identified.

## **Report on Compliance and Other Matters**

As part of obtaining reasonable assurance about whether Northern Orange County Liability and Property Self-Insurance Authority's financial statements are free from material misstatement, we performed tests of its compliance with certain provisions of laws, regulations, contracts, and grant agreements, noncompliance with which could have a direct and material effect on the financial statements. However, providing an opinion on compliance with those provisions was not an objective of our audit, and accordingly, we do not express such an opinion. The results of our tests disclosed no instances of noncompliance or other matters that are required to be reported under *Government Auditing Standards*

### **Purpose of this Report**

The purpose of this report is solely to describe the scope of our testing of internal control and compliance and the results of that testing, and not to provide an opinion on the effectiveness of the entity's internal control or on compliance. This report is an integral part of an audit performed in accordance with *Government Auditing Standards* in considering the entity's internal control and compliance. Accordingly, this communication is not suitable for any other purpose.

The image shows a handwritten signature in cursive script that reads "Eide Bailly LLP".

Rancho Cucamonga, California  
September 28, 2022